



Joyce
Frankland
Academy

Newport

Established 1588 free Grammar Schole of Newport

Joyce Frankland Academy, Newport Uniform and Equipment Policy 2026-2027

Section 1: Introduction

Joyce Frankland Academy promotes excellence and aspiration in everything students do. The academy uniform and equipment expectations are designed to reinforce this spirit of excellence, encouraging students to take pride in belonging to their academy community.

We understand that, for some families, finances may be tight. We believe that, by having a Uniform and Equipment Policy, and by doing all we can to keep items of fashion out of the Academy, we help families to keep costs down.

Nevertheless, if you do have any individual concerns, or if you are unsure about an item of clothing, please do not hesitate to contact your child's Head of Year who will deal with your enquiry in the strictest confidence.

To support parents, on behalf of JFAN, the PTA organises a second-hand uniform shop, dates of these are published in the weekly JFAN Connector.

If in any doubt about the details of this Uniform and Equipment Policy, and to save time and worry, parents/carers should contact the academy.

This policy applies to all students whenever they are in the academy, travelling to and from the Academy, or otherwise representing the academy.

Section 2: Uniform and Equipment

2.1 Academy Uniform

Items identified with * below are available online from [Price and Buckland](#). These items are branded items with the academy logo.

All items not marked with an asterisk in the uniform lists must be **completely plain**. No logos, patterns or embellishments of any kind are allowed. Should there be any questions regarding acceptable uniform items, please contact the academy to check **before purchase**.

Please note that some items are compulsory, whereas others are optional.

All students, every day, wear all the following (compulsory items)	Important notes
<ul style="list-style-type: none"> • Plain navy blazer with academy logo* • House tie* • White collared shirt • Plain black, smart, leather or leather look shoes or all black, no logo, trainers. • Dark colour plain ankle socks or tights 	Shirts must have a top button and not a 'revere' collar as all students wear a tie (see appendix).
All students, every day, wear one of the following (compulsory item):	Important notes
<ul style="list-style-type: none"> • Academy skirt with logo* (see additional guidance below) Or • Plain black/charcoal grey, tailored/school trousers (see additional guidance below) Or • Plain black/charcoal grey, <u>tailored</u>/Academy knee length shorts or culottes (see additional guidance below) 	Skirts must be worn without any adaptations or rolling. Students <u>cannot</u> wear: Leggings Sport shorts PE kit Jeans Knee length socks
Students can also wear (optional items):	Important notes:
<ul style="list-style-type: none"> • Academy navy V neck jumper* 	Students <u>cannot</u> wear: Hoodies Non JFAN branded jumpers

2.2 Skirts

- If a student chooses to wear a skirt it must be purchased from our uniform supplier.
- **Skirts must always show the academy logo and the yellow band at the top.**
- Parents/carers must ensure the skirt they purchase for their child is close to knee length; the skirt should not be adjusted or rolled in any way. Parents must not adjust the skirt so it is shorter than purchased.
- Consequences will be given if a student's skirt is rolled up, or any other adjustment that causes the hem to rise and the skirt to be short.

2.3 Shirts

- Shirts must be long enough to tuck in.
- Shirts must have the correct collar for wearing a tie (should have a top button and not an open collar).
- Shirts must be tucked in to trousers, skirt or shorts/culottes at all times.

2.4 Trousers

- Trousers must be plain black/charcoal grey, school style, tailored trousers.
- Tailored shorts can be worn as an alternative to trousers (see below).
- Boot cut, skinny cut, jeans, cords, cropped, leggings or flared trousers are not permitted.
- Only dark buttons or belts can be worn.

2.5 Shorts or culottes

- Tailored shorts or culottes can be worn as an alternative to a skirt or trousers. (see appendix)
- Sport shorts cannot be worn as part of the academy uniform, at any time of the year.
- Skorts cannot be worn (skirt/short combination) (see appendix).

2.6 Shoes

- Shoes must be plain black, smart, leather or leather look shoes or plain black trainers.
- Plain, all black, trainers can be worn; however, non-black trainers are not permitted.

Some specific styles that are not permitted include:

- Boots – unless the academy directs a change of footwear for safety reasons due to poor weather conditions;
- Non-black trainers or plimsolls;
- Suede, fabric or canvas shoes;
- Shoes with heels higher than 3cm;
- Styles with elaborate buckles, decorations or patterns.

2.7 Jumpers

- The academy branded navy V-neck jumper can be worn under the academy blazer.
- The jumper cannot be worn instead of the blazer.
- **No sweatshirts or hoodies, including zip-up hoodies may be worn.**
- PE jumpers cannot be worn as part of the uniform

2.8 PE uniform

All students must have (Compulsory items):	<u>Recommended</u> optional items	Optional items
<ul style="list-style-type: none"> • Navy and yellow academy polo shirt (*) • Navy and yellow rugby shorts or skirt (*) • House colour PE socks • Hair tie for long hair • Trainers • Shin pads for football and hockey lessons • Gum shield – this is compulsory for all students to wear when playing hockey and rugby 	<ul style="list-style-type: none"> • Football boots/Hockey astro boots for playing football, rugby and hockey • Hair tie for long hair • Plain baseball cap in summer term 	<ul style="list-style-type: none"> • Navy and yellow PE sweatshirt (*) • Plain navy tracksuit bottoms

* - Branded items

Students who are unable to participate in a PE lesson, owing to injury, are still expected to bring and wear their full PE kit, as well as a note from their parents/carers requesting that they be excused. Excused students will be able to participate through coaching and officiating roles.

2.9 Equipment

The following is a list of equipment that students must have each day to ensure they are equipped for their learning.

- **An appropriate school bag**
- **JFAN mobile phone pouch**
- **A reading book**
- **A water bottle (no fizzy or energy drinks)**
- **A pencil case containing:**
 - black pens
 - a green pen
 - a pencil
 - a 30cm ruler
 - a rubber
 - a highlighter
 - a glue stick
 - colouring pencils/pens
 - Maths set: compass, set square, protractor
- A hair tie for sport and practical lessons if hair is long
- A scientific calculator - we recommend the Casio fx - 83GT CW+ (battery only) or the Casio fx- 85GT CW+ (battery and solar powered)
- Year 11 will need a clear pencil case for exams.

Other items that we recommend each child has:

- Pocket English dictionary
- Oxford Learner's or Collins Easy Learning Dictionary for each language studied

2.10 Labelling

We require all items of clothing to be clearly marked with your child's' **full name**. With hundreds of students owning identical uniforms, it is much more likely that lost items will be returned if they are named. Black permanent markers may be used, but names should be written clearly and in full (not initials).

Section 3: Presentation and Appearance

3.1 The appropriate wearing of uniform

The following points about general appearance should be noted:

- Uniform should always be worn in a 'smart and business' like manner;
- Shirts must always be tucked in; top buttons must always be fastened;
- Skirts must not be shortened by being rolled up or adjusted by another means.

3.2 Hairstyles

- For all students, hair must be maintained in a conventional and understated style. We do not allow extremes of style, or colour. No patterns or shaved heads are allowed.
- Hairstyles should be of natural colour.
- Long hair must be tied up for PE and practical lessons; students with long hair must bring a hairband.

3.3 Jewellery

- Students with pierced ears can wear small stud style earrings in each ear. No other style of earring is permitted. These must be removed during PE lessons.
- **Any form of body or facial piercing is not permitted; this includes nose piercings. The academy does not allow students to keep their piercing in because it has 'recently been pierced'. Parents/carers should support their child to have piercings done at the start of the summer holidays, therefore, allowing the required six weeks healing to be completed before return in September when the piercing must be removed.**
- Students can wear a wristwatch, which also must be removed for PE lessons and external exams.
- An item of jewellery which is worn on religious grounds or medical grounds is allowed following discussion with the student's head of year. These items will still be required to be removed for PE.

3.4 Make-up

- Discrete makeup is permitted.
- Nail varnish of any description, as well as nail extensions/acrylics, are not permitted (students will be required to remove these for the following day).

3.5 Summer Uniform (start of summer term until the end of the summer term only.

- Students are not required to wear their blazer during the summer term;
- The summer term is from the return after Easter until the academy closes for the summer holiday.
- Students can wear tailored shorts; sports shorts **cannot** be worn as an alternative during the summer term.
- Students can continue to wear their jumper without their blazer if they wish during the summer term.

3.6 Reasonable Adjustments










- In exceptional circumstances, and in line with individual needs, the Academy may agree to a reasonable adjustment to the uniform worn by an individual student.
- These adjustments will be agreed in conjunction with parents and carers and should be based on professional advice and guidance.
- These adjustments will be reviewed on a termly basis.

Section 4: Policy Infringements

- Our Uniform and Equipment Policy encourages a sense of pride, belonging and loyalty to the community of which all students are members. The policy also removes any visible manifestations of inequality.
- The detail above, including the list of prohibited items/styles, is not exhaustive and the academy's decision on what is and is not acceptable is final.
- Uniform and equipment checking is part of the tutor time routine every morning.
- When a student is not dressed in the full uniform or does not have the expected appearance, a member of staff will direct and support the student to rectify the concern. Students are required to respond positively and immediately to resolve the issue.
- The behaviour for learning policy will be used to resolve ongoing, or defiant behaviour, linked to uniform concerns.
- If required, parent/carers will be contacted and requested to provide the required support to rectify the uniform concern in partnership with the academy. Parents/carers are requested to respond in a timely manner to rectify a uniform issue enabling their child to continue their day in mainstream lessons.
- Parents/carers must not contact the academy to direct the academy to allow their child to wear an alternative item to our uniform such as wearing an alternative skirt, wearing sports shorts instead of tailored shorts, or wearing a piercing. It is vital that all parents/carers understand the Academy uniform expectations and support the Academy in ensuring their child has the correct uniform each day.
- The academy will always work in partnership to support parents/carers and students to have the required and correct uniform and equipment.

Appendix – Uniform visuals

The following visuals provide clarification on key items of uniform.

Correct	Not acceptable
 <p>A white, long-sleeved, button-down dress shirt with a pointed collar and a chest pocket. A green checkmark is in the bottom right corner.</p>	 <p>A white, short-sleeved polo shirt with a collar and a small label inside. A red 'X' is in the bottom right corner.</p>
 <p>A dark blue, pleated skirt with a thin yellow horizontal band near the waist and a small crest on the lower right. A green checkmark is in the bottom right corner.</p>	 <p>A dark blue, pleated skirt with a wide waistband and a crest on the lower right. A red 'X' is in the bottom right corner.</p>
 <p>A black, leather brogue oxford shoe with decorative perforations. A green checkmark is in the bottom right corner.</p>	 <p>A black high-top Converse sneaker with white laces and a white sole. A red 'X' is in the bottom right corner.</p>
 <p>A black, leather oxford shoe with a simple design. A green checkmark is in the bottom right corner.</p>	 <p>A white, mesh-style sneaker with white laces and a white sole. A red 'X' is in the bottom right corner.</p>
 <p>A black, athletic-style shoe with a thick sole and laces. A green checkmark is in the bottom right corner.</p>	 <p>A black, suede-style boot with a thick sole and a pull tab at the back. A red 'X' is in the bottom right corner.</p>

Correct

Not acceptable

